

Dear Spring-Ford Parent,

We are excited to remind you of the CompassLearning Odyssey program in the Spring Ford School district. CompassLearning Odyssey is a web-based curriculum, designed to enhance your child's educational experience. CompassLearning curriculum has been tightly woven into the educational framework of our school district for a long time. The Odyssey upgrade provides seamless at-home access as well as designed learning activities based on the latest research in several content areas.

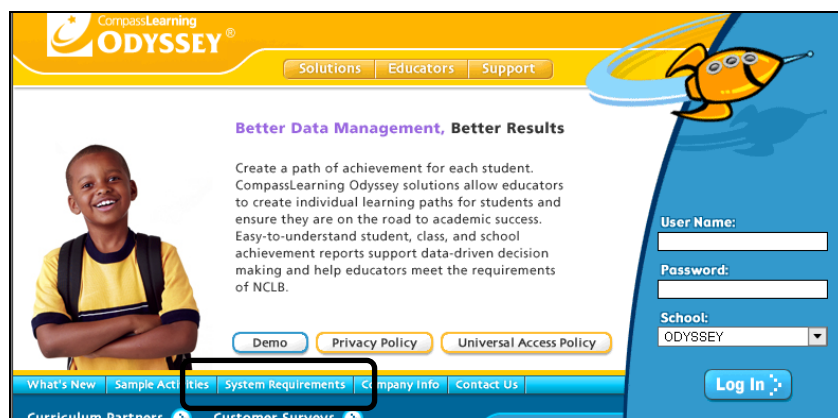
This letter is designed to help you and your child get off to a good start by providing the information necessary to complete the workstation setup and log in process.

### Accessing the Program

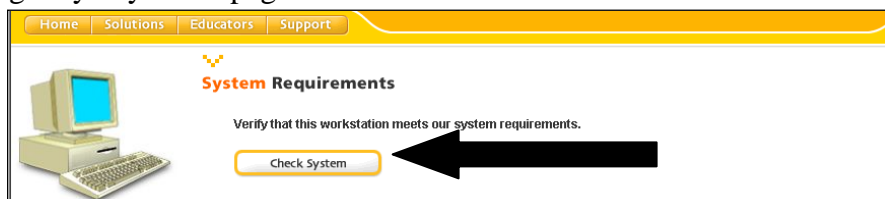
The CompassLearning Odyssey program is available through the Community Information menu on our district web site: [www.spring-ford.net](http://www.spring-ford.net). You can also access the program by typing the following address into your browser's address bar: <http://compass.spring-ford.net>. Students have received their user name and password information at school. **Password Trouble-Shooting Information:** Elementary passwords are four characters long. The first character is the first initial of the student's first name; the second character is the first initial of the student's last name; and the third and fourth characters are the birth DAY of the student. For example: John Smith is born on June 4<sup>th</sup>. His password would be js04. All alpha characters must be lower case and all dates must be exactly two characters (04 not 4). If an Intermediate school student has forgotten their password, they should ask their teacher for assistance.

### Workstation Setup

To ensure that a workstation is properly set up to run the CompassLearning Odyssey program, you will need to verify that all minimum software requirements are met. A requirements list is available by clicking the 'System Requirements' button on the CompassLearning Odyssey homepage.



The system check option on the System Requirements page provides assistance in this effort by checking the operating system, browser version, specific browser settings, and plug-ins. Click the 'Check System' button to start the system check. You can easily see which requirements have not yet been met and access the appropriate Web sites via the links provided. Detailed information on browser settings can be found in the CompassLearning Odyssey Support section, available from the CompassLearning Odyssey home page.

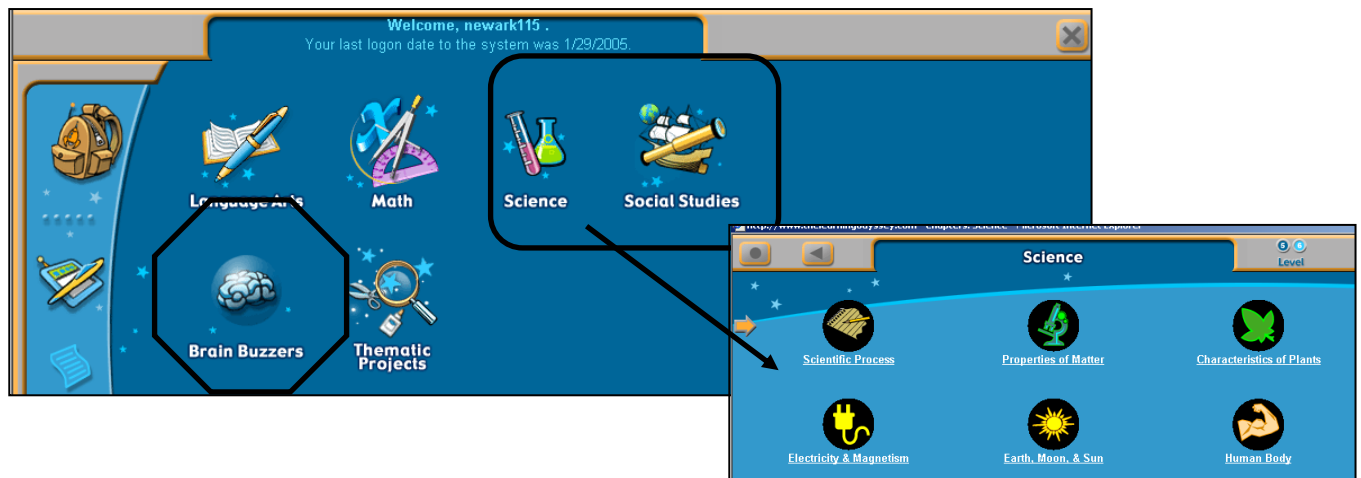


## Choosing Work at Home

CompassLearning Odyssey provides students with engaging learning activities in several content areas. The teachers of Spring-Ford School district work hard to integrate the Math and Language Arts elements of the program into the school day. We request that your child refrain from accessing language arts and mathematics activities, so that teachers may utilize the program when it relates to the curriculum they teach. For this reason, we ask that while at home, students access only the subject areas listed by grade level below:

<b>Kindergarten</b>	PlayBox
<b>Grade 1</b>	Science
<b>Grades 2 and 3</b>	Science and Social Studies
<b>Grades 4, 5, and 6</b>	Science, Social Studies, Brain Buzzers, Thematic Projects

Once you choose one of these exciting subject areas, students will have an extensive curriculum from which to choose. The activities will be at, above, and/or below your child's current grade level.



## Support Information

For additional assistance in setting up your systems, you can refer to the CompassLearning Support page at: <http://support.compasslearning.com/faq> or contact your school technical personnel. You may also contact CompassLearning Customer Service at:

Email: [support@compasslearning.com](mailto:support@compasslearning.com)

Web: <http://support.compasslearning.com>

Thank you for your continued support of the educational program at Spring-Ford. The participation and interest of parents is integral to a successful educational experience for students.